



COMPANY  
WITH QUALITY SYSTEM  
CERTIFIED BY DNV  
=ISO 9001/2000=

*Water technology at your service*



serie **blue**®

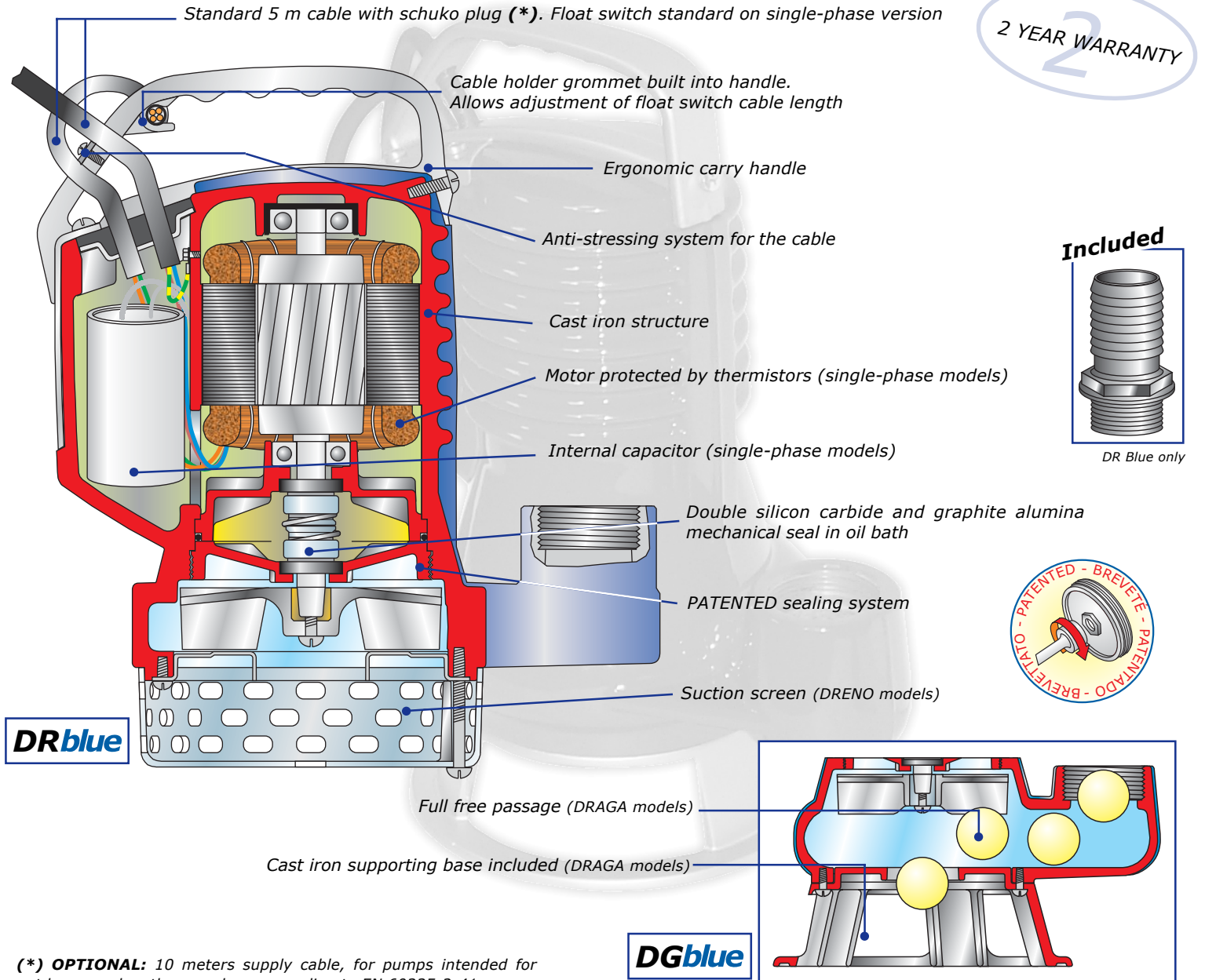
DESIGN BY

*pininfarina*

50 Hz



ENGLISH



(\*) **OPTIONAL:** 10 meters supply cable, for pumps intended for outdoor use, length compulsory according to EN 60335-2-41

**Pininfarina: an outstanding partner**



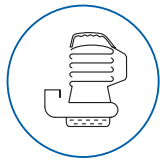
The name Pininfarina is closely linked with sports cars and synonymous with **elegance, simplicity and innovation**. Pininfarina boasts over seventy years' experience in engineering and industrial design, offering professionalism and know-how in a variety of market sectors. The **idea of beauty** blends harmoniously with the concepts of **safety, comfort and modernity** in the service of man

The company is working with Zenit to give its products a new image and respond to the demands of the market with innovative technical solutions.

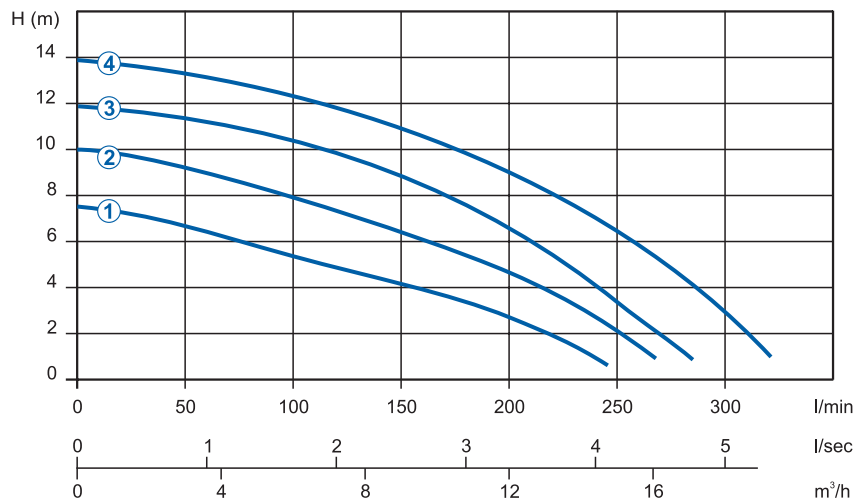


Concept car Enjoy 2003

## DR blue



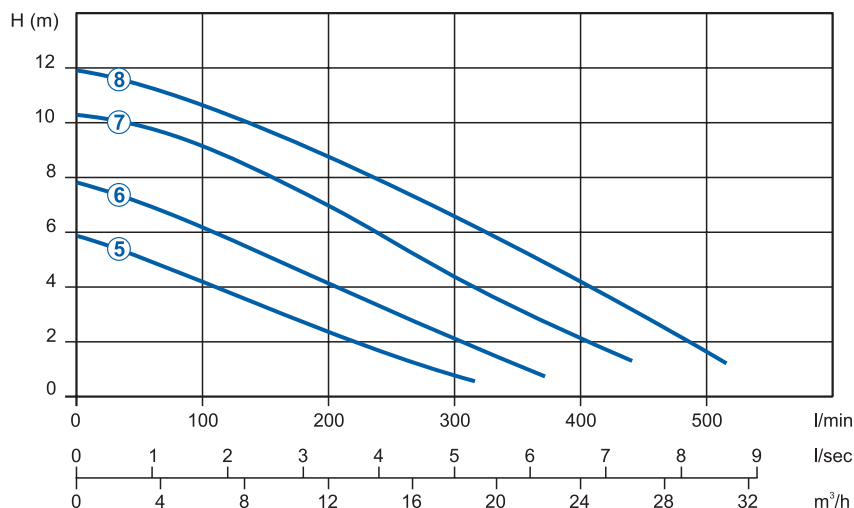
<b>DR blue</b>		<b>Open multi-vane impeller</b>					
Model	V/ Phases	Power kW	HP	Current (A)	Rpm	Outlet (Ø mm)	Mesh holes (mm)
① <b>DR blue 40 M</b>	230/1	0.3	0.4	2.3	2900	1¼"	12 x 7
② <b>DR blue 50 M</b>	230/1	0.37	0.5	2.8	2900	1¼"	12 x 7
③ <b>DR blue 75 M</b>	230/1	0.55	0.75	4.1	2900	1¼"	12 x 7
③ <b>DR blue 75 T</b>	400/3	0.55	0.75	1.45	2900	1¼"	12 x 7
④ <b>DR blue 100 M</b>	230/1	0.74	1.0	5.6	2900	1¼"	12 x 7
④ <b>DR blue 100 T</b>	400/3	0.74	1.0	2.15	2900	1¼"	12 x 7



## DGblue

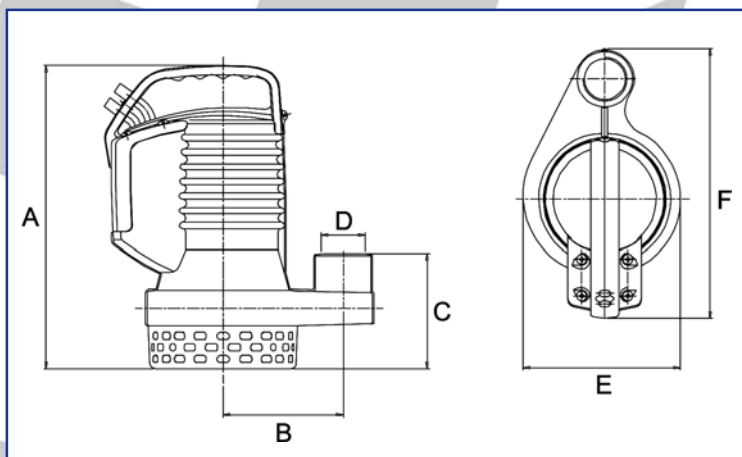


<b>DGblue</b>		<b>Vortex recessed impeller</b>					
Model	V/ Phases	Power kW	HP	Current (A)	Rpm	Outlet (Ø mm)	Free passage (mm)
⑤ <b>DGblue 40 M</b>	230/1	0.3	0.4	2.3	2900	1½"	35
⑥ <b>DGblue 50 M</b>	230/1	0.37	0.5	2.8	2900	1½"	35
⑦ <b>DGblue 75 M</b>	230/1	0.55	0.75	4.1	2900	1½"	35
⑦ <b>DGblue 75 T</b>	400/3	0.55	0.75	1.45	2900	1½"	35
⑧ <b>DGblue 100 M</b>	230/1	0.74	1.0	5.6	2900	1½"	35
⑧ <b>DGblue 100 T</b>	400/3	0.74	1.0	2.15	2900	1½"	35

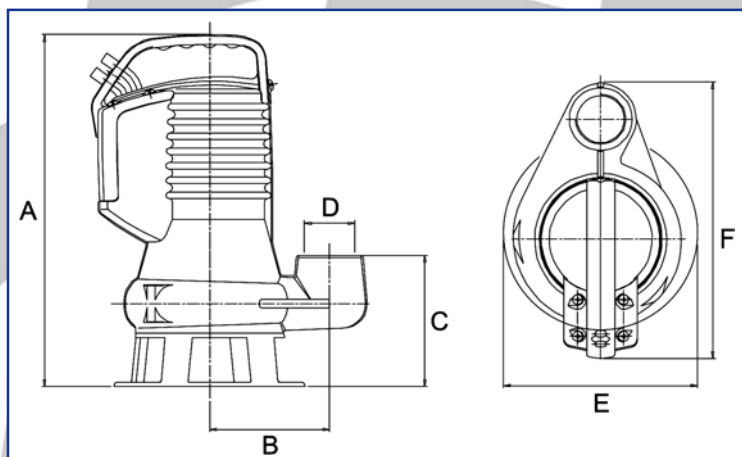


# Dimensions and weights

## DR blue



## DG blue



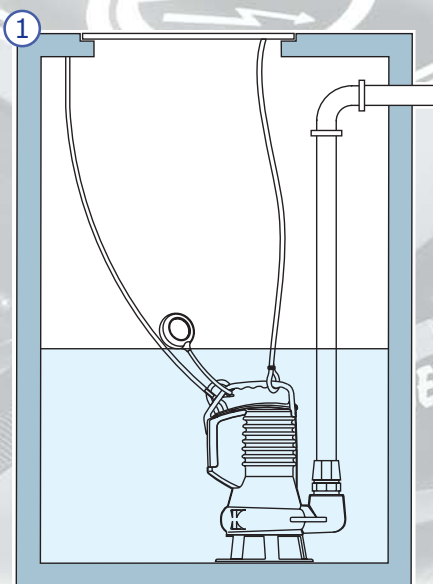
### - DR blue -

Model	A	B	C	D	E	F	Kg
DR blue 40	289	114	110	1 1/4"	150	257	11.5
DR blue 50	289	114	110	1 1/4"	150	257	12.0
DR blue 75	317	114	110	1 1/4"	150	257	13.5
DR blue 100	317	114	110	1 1/4"	150	257	14.0

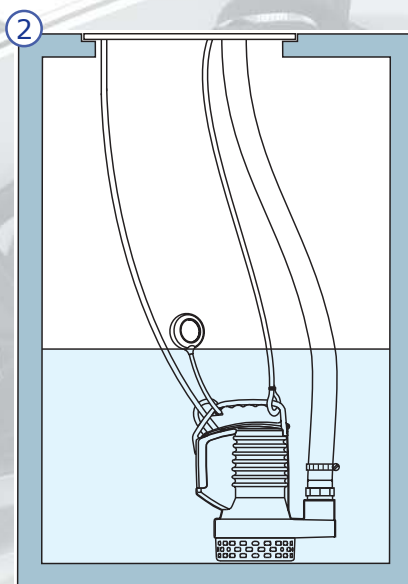
### - DG blue -

Model	A	B	C	D	E	F	Kg
DG blue 40	335	114	125	1 1/2"	182	263	12.5
DG blue 50	335	114	125	1 1/2"	182	263	13.0
DG blue 75	363	114	125	1 1/2"	182	263	15.0
DG blue 100	363	114	125	1 1/2"	182	263	15.5

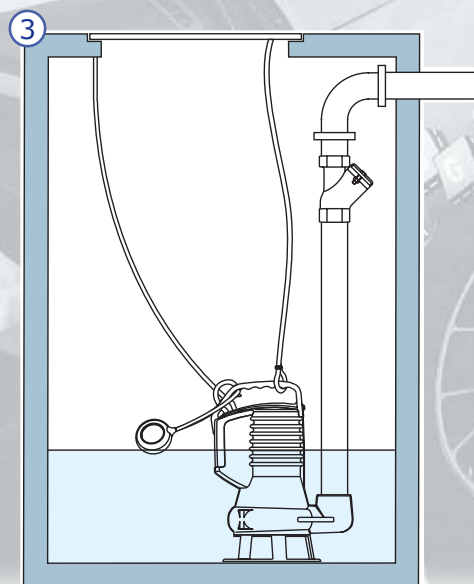
## Installations



Installation with pipe and polyethylene connection



Installation with hose connection and flexible hose



Permanent installation with threaded metal pipe



via dell'Industria, 15 I - 41018 S.Cesario sul Panaro (MO) - Italy  
 Tel. +39.059.950.611 fax +39.059.950.690  
 Customer service: Tel. +39.059.950.612 Fax +39.059.950.692  
 www.zenit.net info@zenit.net